


# Farm Animals





## Squirrels Homework! 'Old McDonald Had a Farm' -until 11<sup>th</sup> May-

In Reception, children should be reading to someone at home every day for 5-10 minutes. It is important that children develop their comprehensive skills by discussing their book, answering questions about it and sometimes retelling the story in their own words.

In addition to this, for each topic, children will have a choice of 9 activities to choose from. They can be recorded in a way of your choice depending on the chosen activity. For example, written and sent to school,

or photos/ videos uploaded as a *Tapestry* observation (please start the *Tapestry* title with the word 'homework').

During the topic, 1 activity needs to be chosen and completed by your child, although they can of course be done collaboratively with you! They can be shared with school at any time during the 'Old McDonald Had a Farm' topic. Please note, topics during the Early Years Foundation Stage tend to change more regularly than the rest of the school, hence only needing to complete 1 of the following activities for each topic.

<p>Tell a family member the <i>Rosie's Walk</i> story. Can you remember the words and actions from our story map? (Film for <i>Tapestry</i>)</p>	<p>Our math focus will be halving, sharing and doubling. Do some practical play around the idea of sharing and halving? This could be sharing out slices of fruit, sweets or toys. E.g. share a tube of smarties between you and a grown up, do you have the same number? Is it fair? (Record in writing or <i>Tapestry</i>)</p>	<p>Read a farm story with a grown up and then answer the following questions: -Who is the main character? -Was there a problem? What was the problem? -Which part of the story was your favourite? Why? -Which part of the story was your least favourite? Why? (Record in writing or <i>Tapestry</i>)</p>
<p>Read the story of 'The Little Red Hen' and then have a go at baking some bread discussing the similarities with the story as you go. (<i>Tapestry</i>)</p>	<p>Make a farm animal using your hand print and bring to school for our displays.</p> 	<p>Do some biscuit baking in the shapes of farm animals! Can you take some pictures of the steps involved? (<i>Tapestry</i>)</p>
<p>Make a mask of a farm animal and bring to school to share with the class.</p> 	<p>Go on a countryside walk. Do you pass a farm? What signs of farm life do you see? (A tractor, hay bales, animals etc.) Draw a picture of what you saw.</p>	<p>Which farm animal would be your favourite and why? Write this as a sentence and draw a picture to go with it.</p>